

Loss Analysis



When it comes to employee safety, past losses can tell you a lot. EMC can help target your effort where it will make the most difference by analyzing your past losses and identifying trends.

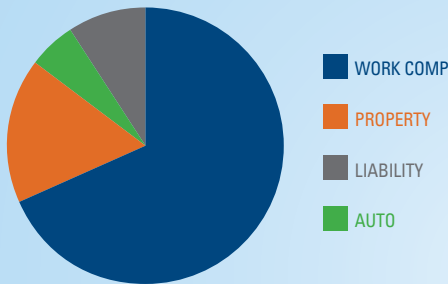
Analysis can help you spot:

- Claim patterns
- High loss frequency in specific facilities or jobs
- Recurring losses

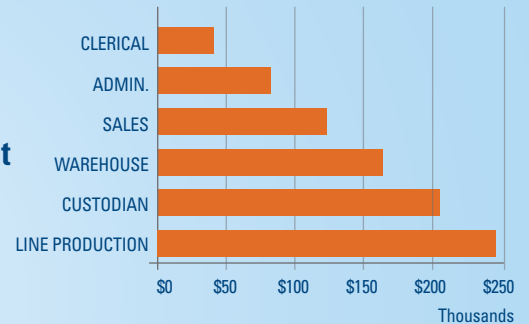
Sample Loss Analysis - XYZ Company

Total Losses By Line of Coverage

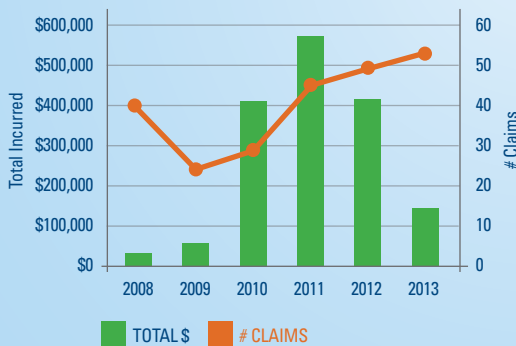
2008-2013



Work Comp \$ by Department

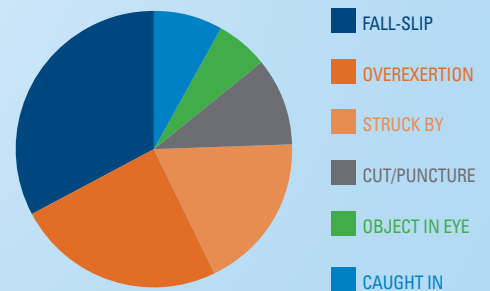


Work Comp Claims Trend



Custodial Claims \$

2008-2013



Hello

Contact Us

EMC loss control representatives are ready to help you identify loss trends in your workplace. To learn more about loss analysis reports, contact your local independent insurance agent, EMC loss control representative or email losscontrol@emcins.com.

This material is for informational purposes only. EMC Insurance Companies does not warrant or make any representations regarding the use of or the results of the use of either the information or any of the services offered in this material. The full disclaimer is available at www.emcins.com/losscontrol/disclaimer.